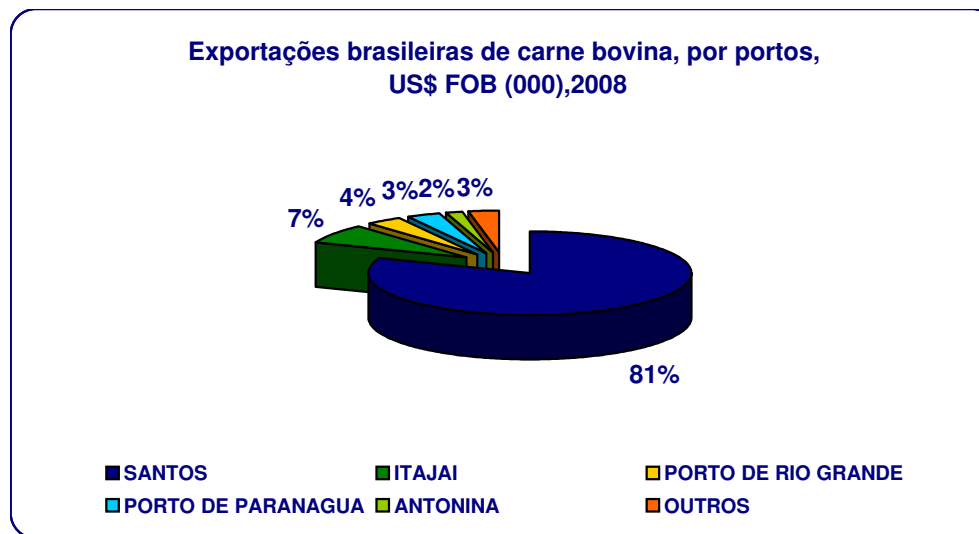
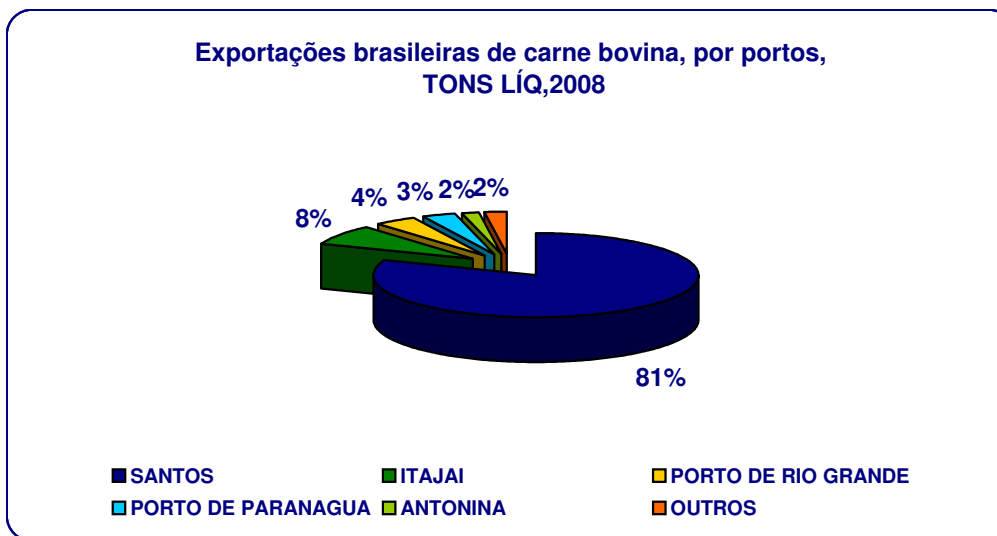


EXPORTAÇÕES BRASILEIRAS DE CARNE BOVINA, POR PORTOS, VIA MARÍTIMA
(Fonte: MIDIC/SECEX)

| Exportações Brasileiras de carne bovina, por portos, US\$ FOB (000) | | | |
|--|---------------------|---------------------|---------------------|
| | 2006 | 2007 | 2008 |
| SANTOS | 2,930,072.73 | 3,525,666.86 | 4,266,683.51 |
| ITAJAI | 425,870.19 | 376,356.18 | 391,461.00 |
| PORTO DE RIO GRANDE | 207,556.18 | 137,288.09 | 194,083.07 |
| PORTO DE PARANAGUA | 41,475.59 | 67,217.16 | 172,045.37 |
| ANTONINA | 91,201.97 | 66,901.40 | 90,304.00 |
| RIO DE JANEIRO | 33,227.19 | 63,963.15 | 81,211.60 |
| IMBITUBA | 44,282.79 | 34,984.10 | 24,655.43 |
| SAO FRANCISCO DO SUL | 20,037.05 | 47,431.26 | 22,565.65 |
| VITORIA | 18,138.99 | 8,992.49 | 10,931.03 |
| RIO DE JANEIRO | 35,279.58 | 18,756.53 | 7,953.18 |
| PECEM | 12,044.42 | 5,916.53 | 7,940.78 |
| RECIFE | 0.00 | 0.00 | 4,539.57 |
| FORTALEZA | 424.19 | 4,167.70 | 3,439.71 |
| BELEM | 253.89 | 667.40 | 1,687.47 |
| SALVADOR | 1,616.72 | 339.57 | 145.99 |
| TOTAL (via marítima) | 3,861,481.49 | 4,358,648.41 | 5,279,647.34 |
| TOTAL EXPORTADO | 3,923,410.71 | 4,424,544.09 | 5,325,479.53 |

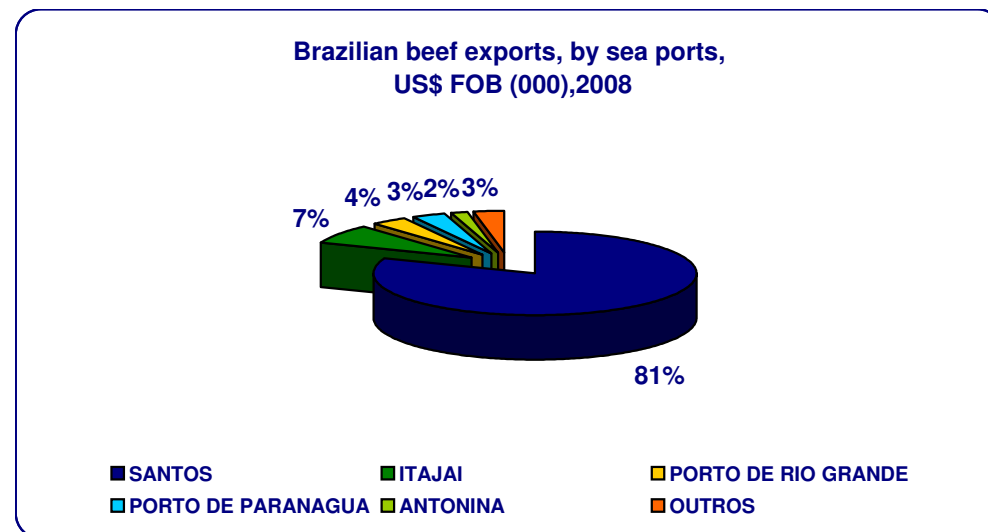


| Exportações Brasileiras de carne bovina, por portos, TONS LIQ | | | |
|--|---------------------|---------------------|---------------------|
| | 2006 | 2007 | 2008 |
| SANTOS | 1,126,320.29 | 1,252,377.12 | 1,110,788.70 |
| ITAJAI | 179,386.20 | 170,289.69 | 106,632.28 |
| PORTO DE RIO GRANDE | 83,043.85 | 54,096.12 | 59,350.71 |
| PORTO DE PARANAGUA | 18,133.95 | 28,441.83 | 47,072.11 |
| ANTONINA | 43,522.20 | 33,104.11 | 21,394.06 |
| RIO DE JANEIRO | 8,872.92 | 12,538.13 | 8,250.85 |
| IMBITUBA | 20,262.23 | 15,761.28 | 7,187.09 |
| SAO FRANCISCO DO SUL | 8,562.50 | 21,742.01 | 5,658.00 |
| VITORIA | 8,161.91 | 4,371.85 | 2,650.65 |
| RIO DE JANEIRO | 6,541.56 | 3,297.92 | 1,503.43 |
| PECEM | 4,981.57 | 2,733.24 | 2,742.46 |
| RECIFE | 0.00 | 0.00 | 924.14 |
| FORTALEZA | 111.69 | 1,685.96 | 976.13 |
| BELEM | 145.17 | 324.85 | 614.64 |
| SALVADOR | 544.61 | 88.54 | 50.00 |
| TOTAL (via marítima) | 1,508,590.66 | 1,600,852.63 | 1,375,795.22 |
| TOTAL EXPORTADO | 1,523,243.97 | 1,615,040.97 | 1,383,864.51 |



BRAZILIAN BEFF EXPORTS, BY SEA PORTS
(Source: MIDIC/SECEX)

| Brazilian beef exports, by sea ports, US\$ FOB (000) | | | |
|---|---------------------|---------------------|---------------------|
| | 2006 | 2007 | 2008 |
| SANTOS | 2,930,072.73 | 3,525,666.86 | 4,266,683.51 |
| ITAJAI | 425,870.19 | 376,356.18 | 391,461.00 |
| PORTO DE RIO GRANDE | 207,556.18 | 137,288.09 | 194,083.07 |
| PORTO DE PARANAGUA | 41,475.59 | 67,217.16 | 172,045.37 |
| ANTONINA | 91,201.97 | 66,901.40 | 90,304.00 |
| RIO DE JANEIRO | 33,227.19 | 63,963.15 | 81,211.60 |
| IMBITUBA | 44,282.79 | 34,984.10 | 24,655.43 |
| SAO FRANCISCO DO SUL | 20,037.05 | 47,431.26 | 22,565.65 |
| VITORIA | 18,138.99 | 8,992.49 | 10,931.03 |
| RIO DE JANEIRO | 35,279.58 | 18,756.53 | 7,953.18 |
| PECEM | 12,044.42 | 5,916.53 | 7,940.78 |
| RECIFE | 0.00 | 0.00 | 4,539.57 |
| FORTALEZA | 424.19 | 4,167.70 | 3,439.71 |
| BELEM | 253.89 | 667.40 | 1,687.47 |
| SALVADOR | 1,616.72 | 339.57 | 145.99 |
| TOTAL (by sea ports) | 3,861,481.49 | 4,358,648.41 | 5,279,647.34 |
| TOTAL EXPORTADO | 3,923,410.71 | 4,424,544.09 | 5,325,479.53 |



| Brazilian beef exports, by sea ports, TONS | | | |
|---|---------------------|---------------------|---------------------|
| | 2006 | 2007 | 2008 |
| SANTOS | 1,126,320.29 | 1,252,377.12 | 1,110,788.70 |
| ITAJAI | 179,386.20 | 170,289.69 | 106,632.28 |
| PORTO DE RIO GRANDE | 83,043.85 | 54,096.12 | 59,350.71 |
| PORTO DE PARANAGUA | 18,133.95 | 28,441.83 | 47,072.11 |
| ANTONINA | 43,522.20 | 33,104.11 | 21,394.06 |
| RIO DE JANEIRO | 8,872.92 | 12,538.13 | 8,250.85 |
| IMBITUBA | 20,262.23 | 15,761.28 | 7,187.09 |
| SAO FRANCISCO DO SUL | 8,562.50 | 21,742.01 | 5,658.00 |
| VITORIA | 8,161.91 | 4,371.85 | 2,650.65 |
| RIO DE JANEIRO | 6,541.56 | 3,297.92 | 1,503.43 |
| PECEM | 4,981.57 | 2,733.24 | 2,742.46 |
| RECIFE | 0.00 | 0.00 | 924.14 |
| FORTALEZA | 111.69 | 1,685.96 | 976.13 |
| BELEM | 145.17 | 324.85 | 614.64 |
| SALVADOR | 544.61 | 88.54 | 50.00 |
| TOTAL (via marítima) | 1,508,590.66 | 1,600,852.63 | 1,375,795.22 |
| TOTAL EXPORTADO | 1,523,243.97 | 1,615,040.97 | 1,383,864.51 |

